


EKL1-63B 10KA B Type RCCB

Residual Current Circuit Breaker

Standard_ IEC61008-1
IEC62423



Technical Data

Electrical Features	Mode	Electromagnetic
	Type(wave form of the earth leakage sensed)	B
	Rated current In	25,40,63A
	Poles	4P
	Rated voltage Ue	4P 415V~
	Insulation voltage Ui	500V
	Rated frequency	50/60Hz
	Rated residual operation current(I Δ n)	30mA
	Rated residual making and breaking capacity (I Δ m)	500(In=2540A) 630(In=63A)
	Short-circuit current Inc= I Δ c	10,000A
	SCPD fuse	 10000
	Break time under I Δ n	≤0.1S
	Rated impulse withstand voltage(1.5/50) Uimp	4000V
	Dielectric test voltage at ind.Freq. for 1min	2.5kV
	Electrical life	2,000 Cycles
Mechanical life	4,000 Cycles	


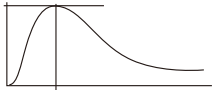
Installation	Contact position indicator	Yes
	Protection degree	IP20
	Ambient temperature(with daily average ≤35°C)	-5°C~+40°C
	Storage temperature	-25°C~+70°C
	Terminal connection type	Cable/Pin-type busbar/U-type busbar
	Terminal size top/bottom for cable	25mm ² 18-3AWG
	Terminal size top/bottom for busbar	25mm ² 18-3AWG
	Tightening torque	2.5Nm 22In-lbs
	Mounting	On DIN rail EN60715(35mm) by means of fast clip device
	Connection	From top and bottom

EKL1-63B 10KA B Type RCCB

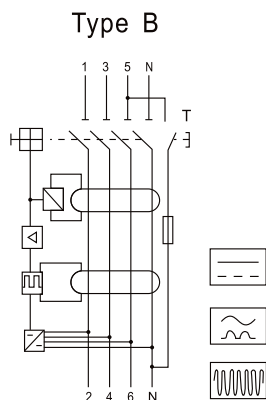
Residual Current Circuit Breaker

Standard_ IEC61008-1
IEC62423

Tripping Current Range	Lagging Angle	$I_{\Delta n} > 0.01A$	$I_{\Delta n} \leq 0.01A$
		0°	$0.35I_{\Delta n} \leq I_{\Delta} \leq 1.4I_{\Delta n}$
	90°	$0.25I_{\Delta n} \leq I_{\Delta} \leq 1.4I_{\Delta n}$	$0.25I_{\Delta n} \leq I_{\Delta} \leq 2I_{\Delta n}$
	135°	$0.11I_{\Delta n} \leq I_{\Delta} \leq 1.4I_{\Delta n}$	$0.11I_{\Delta n} \leq I_{\Delta} \leq 2I_{\Delta n}$

Detectable wave form	Pulsating direct current sensitive	Surge current proof
<p>B class</p> <p>Tripping is ensured for sinusoidal AC residual currents pulsed DC residual currents, alternating residual sinusoidal currents up to 1000Hz, pulsating direct residual currents and for smooth direct residual currents, whether applied suddenly or increasing slowly.</p>	 <p>They react to AC and pulsating DC fault current which reach 0 or almost 0 within one time period of the mains frequency.</p>	 <p>RCCB's surge capacity. Not tripping at standardized 8/20 us surge-current waves acc.to VDE 0432 Part 2 with surge current values of up to 250A.</p>

Circuit Diagram



Overall and Installation Dimension(mm)

